
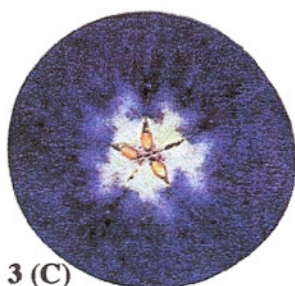


1 (C)

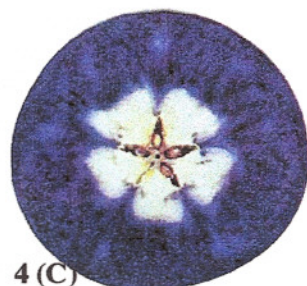
Ligera decoloración central



2 (C)

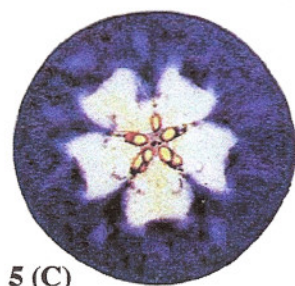


3 (C)



4 (C)


Decoloración central, desde "moneda" al "trébol de 5 hojas"



5 (C)




6 (C)




7 (C)


Decoloración central creciente y manchas en la periferia



8 (C)

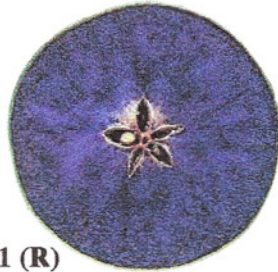


9 (C)



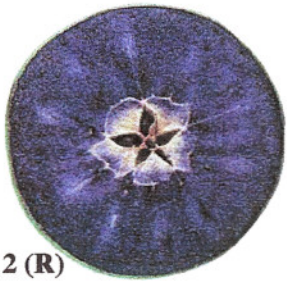
10 (C)

Decoloración creciente de la periferia

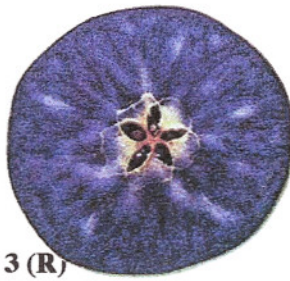


1 (R)

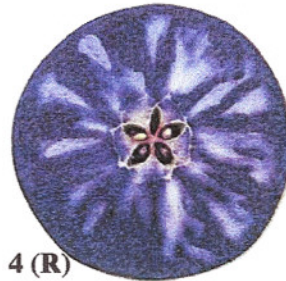
Ligera decoloración central



2 (R)




3 (R)



4 (R)

Decoloraciones radiales crecientes



5 (R)



6 (R)




7 (R)


Decoloración central creciente y fisuración de la periferia



8 (R)



9 (R)



10 (R)

Decoloración creciente de la periferia

Código de regresión
del almidón